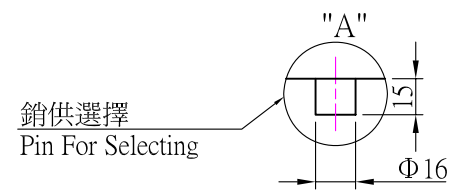
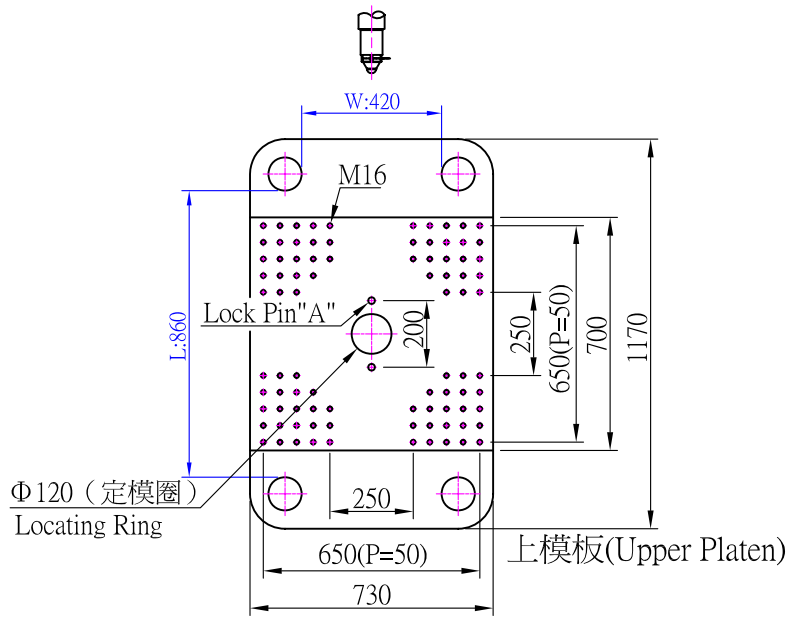


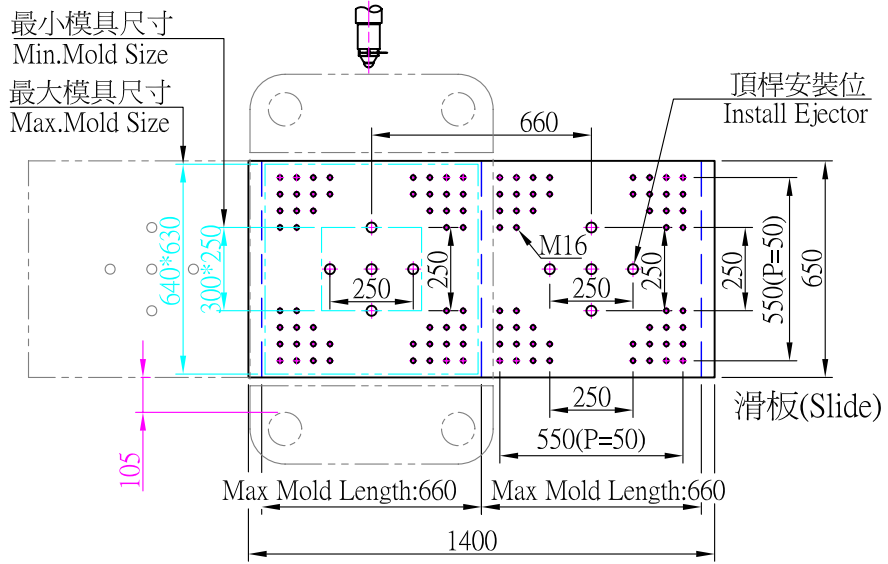
A

A



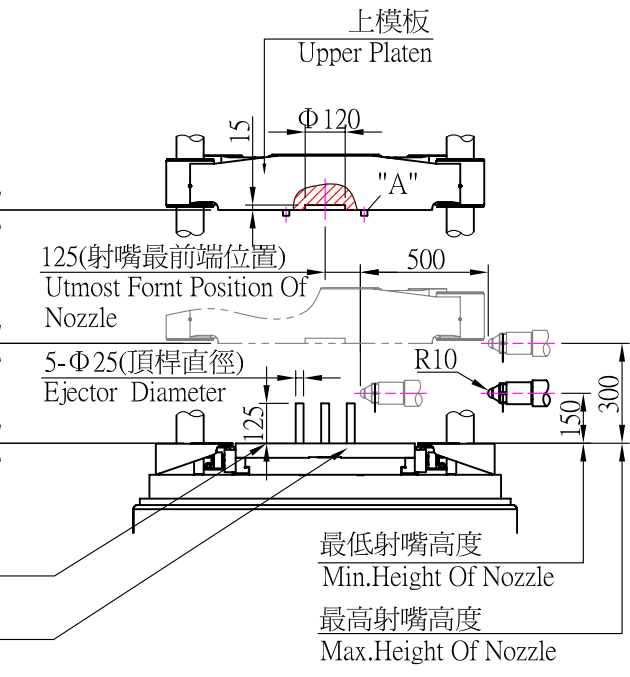
B

B



開模行程
Clamping Stroke
最大開距
Max.Daylight

最小模厚
Min.Mold Thickness
頂出距離
Ejector Distance
動滑板
Move Slide



開合模規格示意圖(Clamping Unit Diagram)

C

C

D

D



Drawn By	Checked By	Approved By	Projection Type	Unit	Scale	Edition	Machine Type	
RD05.QRJ Jul.01.2011	RD10.ZHS Sep.5.2011	Wan Oct.14.2011		mm	1:22	1	H160SD-G II /H160SD-M	
							Drawing Name	裝模尺寸 (Mold Platen Layout)
							Drawing NO.	H160SD-MB